

150W LED FLOOD LIGHT



AREAS OF APPLICATION

Architecture and Landscape lighting
Industrial warehouse lighting
Facade Lighting
Billboard and Advertising lighting
Security and Parking lighting
Campus and Garden lighting
Outdoor Stadium lighting

PRODUCT SPECIFICATION :

Housing : High grade Aluminium pressure Die-Cast

Lamp Efficacy : >100 lumen/Watt

System Management : Multiple LEDs are used in series - parallel cluster

Control Gear : CC-CV Control driver with efficiency >90%, current regulator for each cluster

Protection Degree : IP65/IP66

Thermal Management : Effective Heat Sinking, Ensure long life

Surge Protection : Upto 10KV

CRI : Superior color rendition index compared to HPSV, MH, Traditional lights

Special Feature : Over voltage protection , Reverse EMI protection provided , Short circuit protection , Open circuit protection

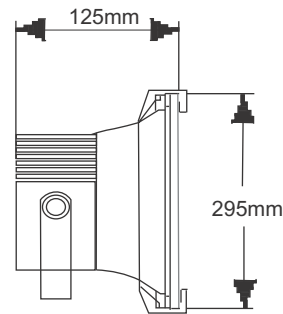
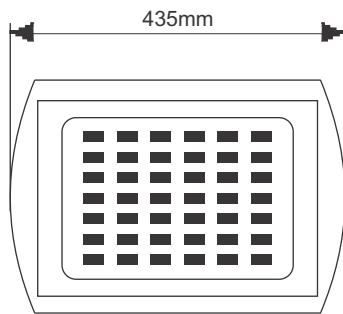
BIS : BIS approved driver IS 15885 (Part 2/Sec13) :2012 , R-84000787

Technical Details :

Model No.	Rated Wattage	Nominal Voltage	Color	CRI	PF	THD	Lumen O/P
MLAC-FL150P	150W	140V-285V	CW/WW	>80	>0.95	<10%	15000 lm

Dimensions :

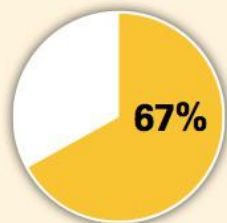
Wattage	Length	Width	Height
150W	435mm	295mm	125mm



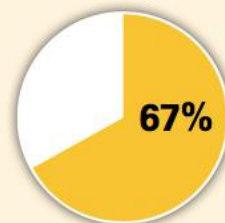
Saving at a Glance :

LED vs. HID savings at a glance

Why are so many facilities making the switch from HID to LED?
The numbers say it all.



67% REDUCTION IN ENERGY COSTS



67% LOWER TOTAL COST OF OWNERSHIP



100% MAINTENANCE REDUCTION